


Board Selection


Reject

End-Grain
all Ok.




- Straight fibers all the way across the back
- Fibers parallel to board edges


- feathering
- islands / cathedrals
- runoff
- knots
- wiggly fibers
- warp






flat-sawn



quarter-sawn



rift-sawn




Board must be sawn parallel to fibers

more wood, less air




great

high late-wood ratio




good

Tie-Breaker *



* for hardwoods

low late-wood ratio



bad

Much air little wood



awful